


The Exploris School

2023 

School Website:  (<http://www.exploris.org/>)


Grade Span: 0K-08 **Charter:** Yes


401 Hillsborough St., Raleigh, NC 27603

School Recognitions



Green Ribbon School

Compare to Other Schools 

 The data for **Wake County Schools** has been added to the comparison charts below because **The Exploris School** is located in that county.

2022-23 Overall Performance

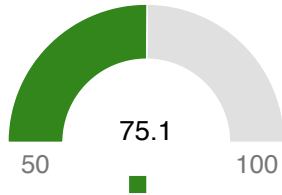
View Performance by
School or District

View Performance by
Subgroup

C 2022-23
GRADE

67

PERFORMANCE GRADE SCORE

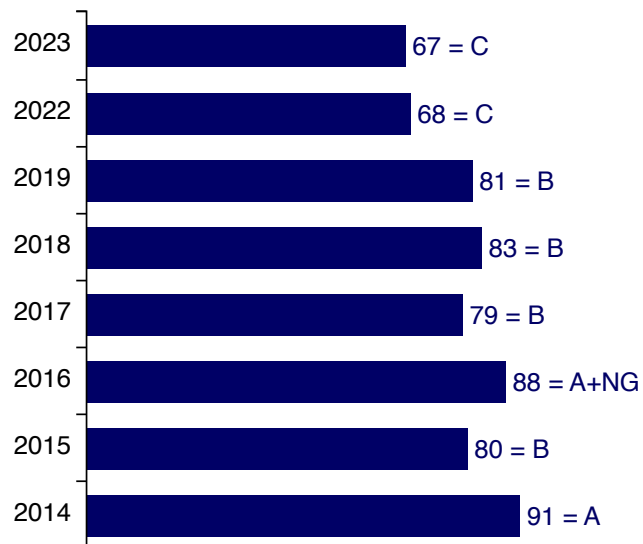


Academic Growth

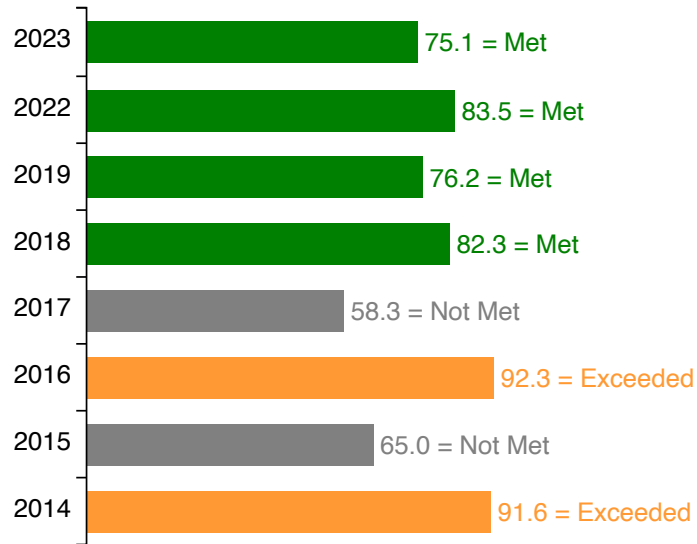
 **Growth Met**

Growth Range	Growth Status
85.0-100.0	Exceeded
70.0-84.9	Met
50.0-69.9	Not Met

Performance Grade Score History



Academic Growth History



C 2022-23
EOG MATH GRADE

61

EOG MATH GRADE SCORE

2022-23
MATH GROWTH STATUS

✓ Growth Met

C
2022-23
EOG READING GRADE

68

EOG READING GRADE
SCORE

2022-23
READING GROWTH STATUS

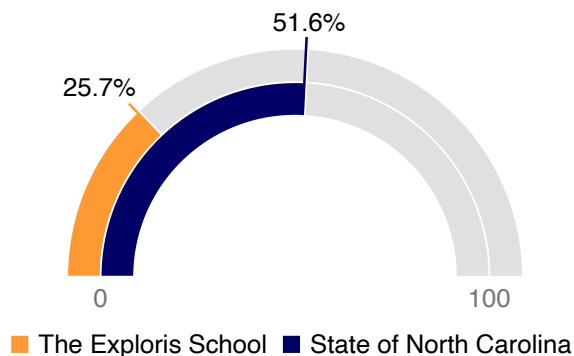
✓ Growth Met

Note - To protect student privacy, some data values for small groups will be suppressed as “> 95%” or “< 5%” in the charts or tables below. For counts less than 10, no data will be displayed.

2022-23 Student Characteristics & Participation

This section describes some key measures about the students at this school.

Percentage Economically Disadvantaged **i**



2022-23 Student Performance

Student Performance
by School/District

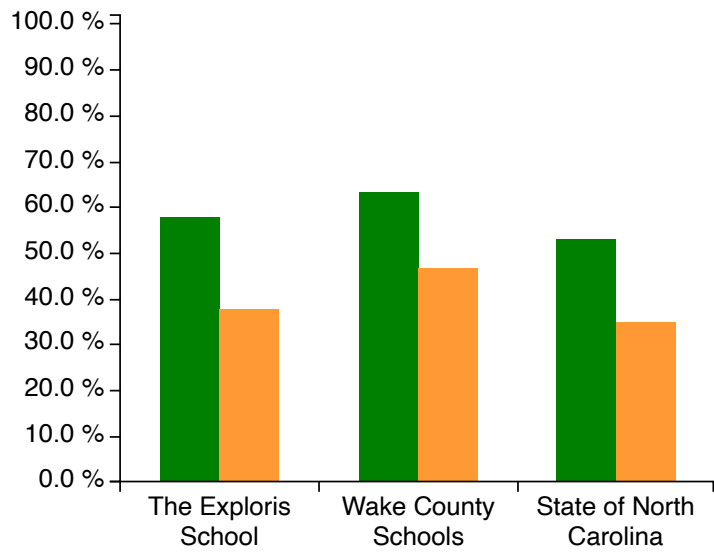
Student Performance
by Subgroup

This section describes student performance in various test subject areas. Student test performance is reported as one of four achievement levels. **i** Not Proficient is below grade level. Level 3 is grade level proficient. Levels 4 and 5 indicate students are on track for career-and-college readiness.

Proficiency in Subject Areas

Math Performance

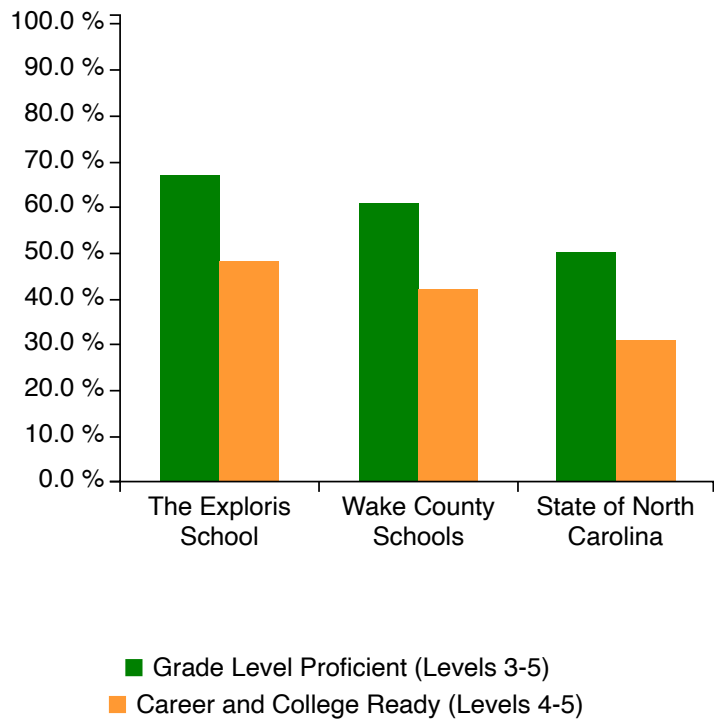
Summary Chart Table



■ Grade Level Proficient (Levels 3-5)
■ Career and College Ready (Levels 4-5)

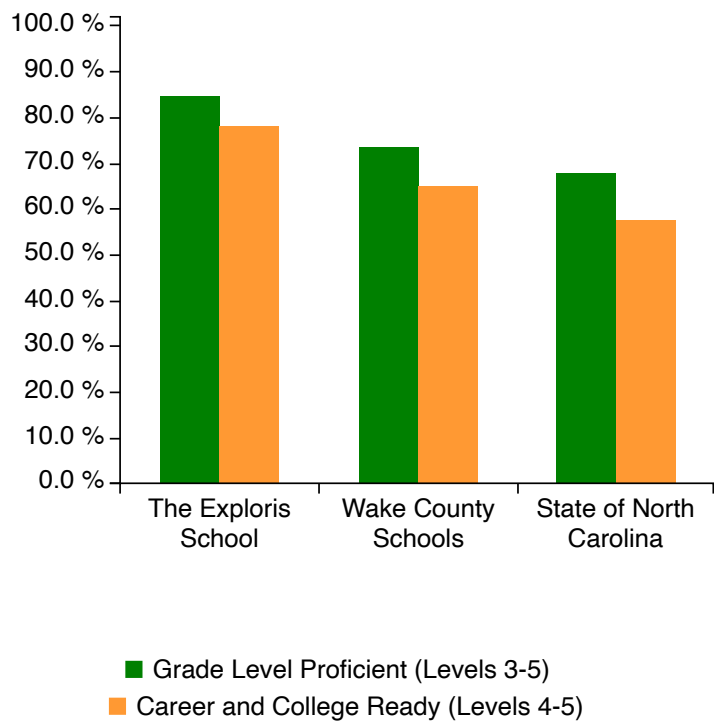
Reading Performance

Summary Chart Table



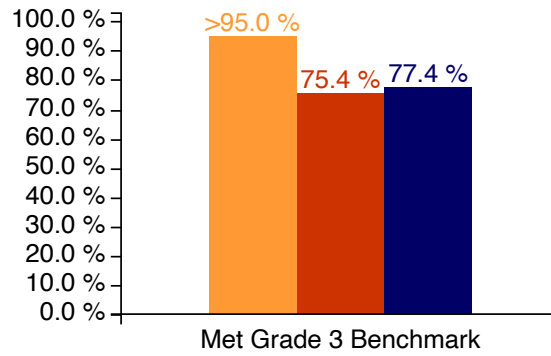
Science Performance ⓘ




Summary Chart Table



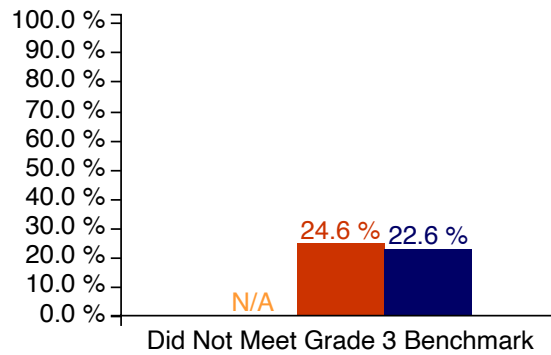
Other Measures




Read to Achieve - Met Grade 3 Benchmark



-  The Exploris School
-  Wake County Schools
-  State of North Carolina

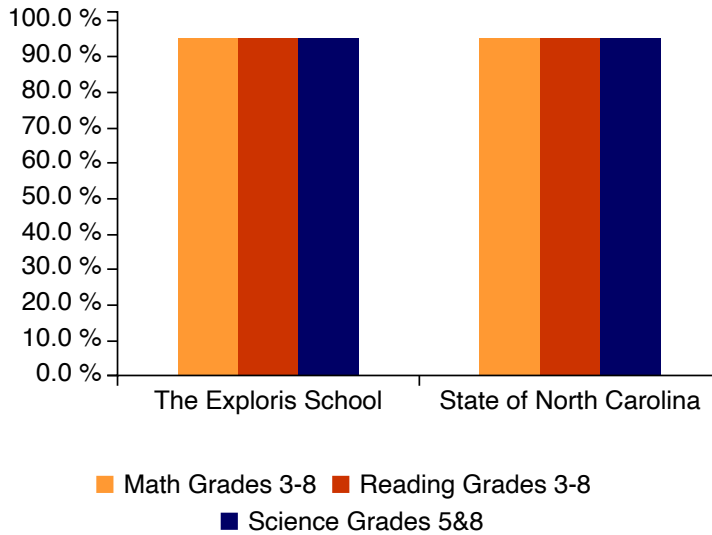
Read to Achieve - Did Not Meet Grade 3 Benchmark



-  The Exploris School
-  Wake County Schools
-  State of North Carolina

Test Participation ⓘ

Percentage of students participating in state mandated standardized testing.



[Chart](#) [Table](#)

Students with Disabilities Alternate Test Participation

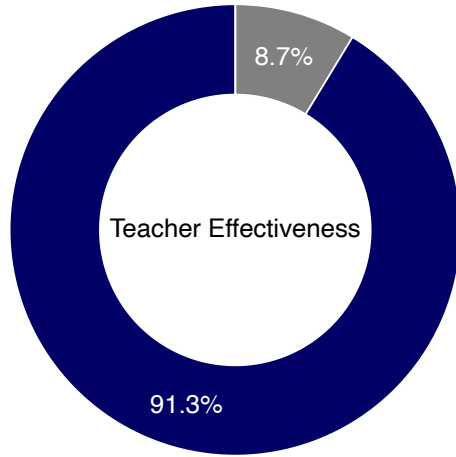
The percent of tested students is expected to be below 1% at the state level. Most schools have so few students that this information may be masked to protect student privacy. ⓘ

2022-23 Teachers and Qualifications

This section provides information on teachers and their qualifications.

[Summary Chart](#) [Table](#)

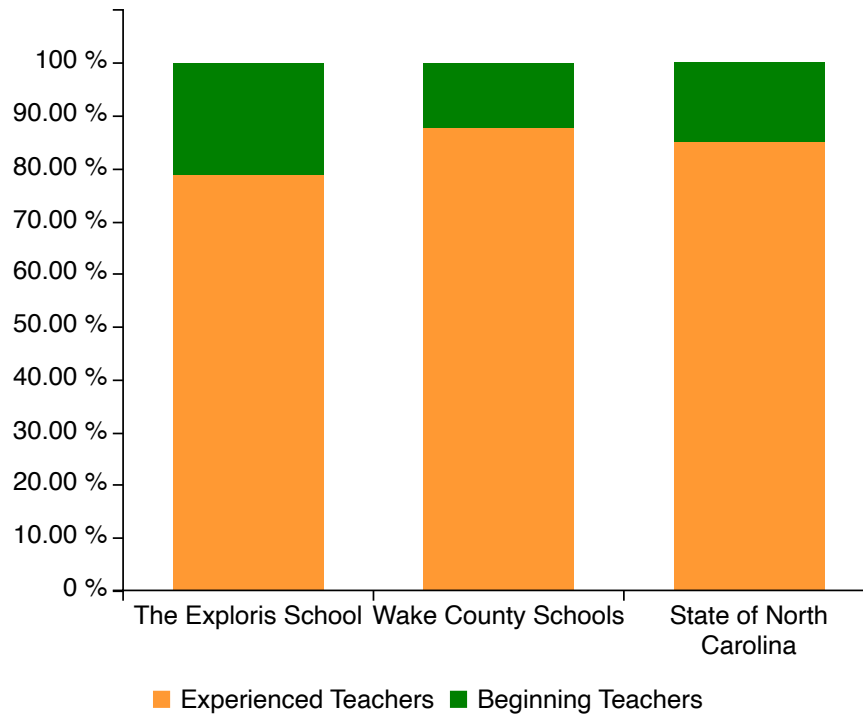
The Exploris School



■ Needs Improvement ■ Effective
■ Highly Effective

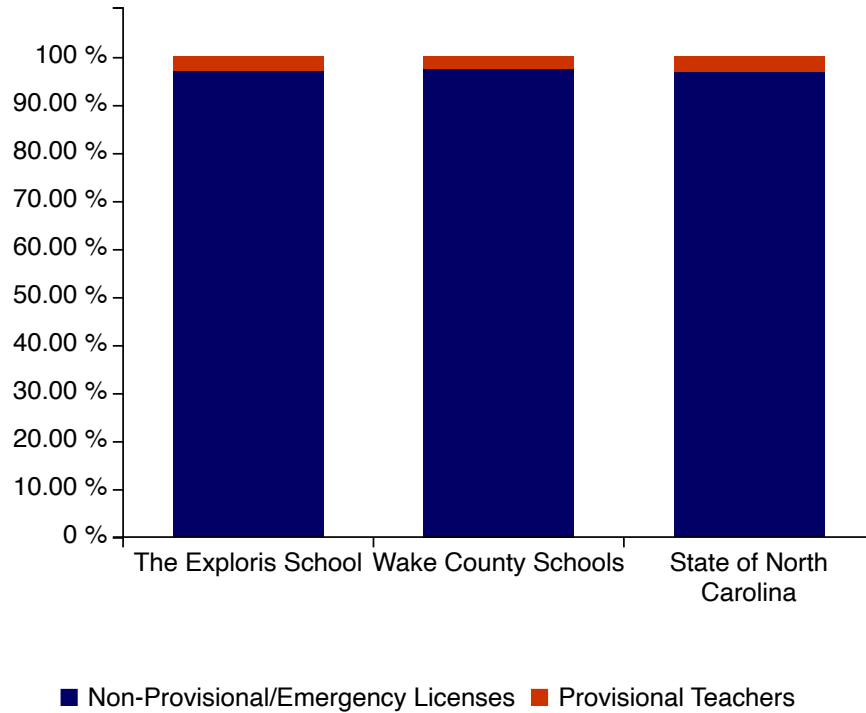
[Chart](#) [Table](#)

Teacher Qualifications



[Summary Chart](#) [Table](#)

Non-Provisional/Emergency Licenses



2022-23 School Environment

[View Environment
by School/District](#)

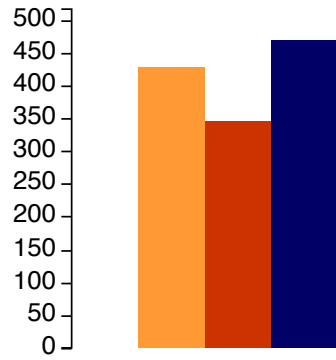
[View Environment
by Subgroup](#)

This section provides information on the school environment and facilities

Total Students

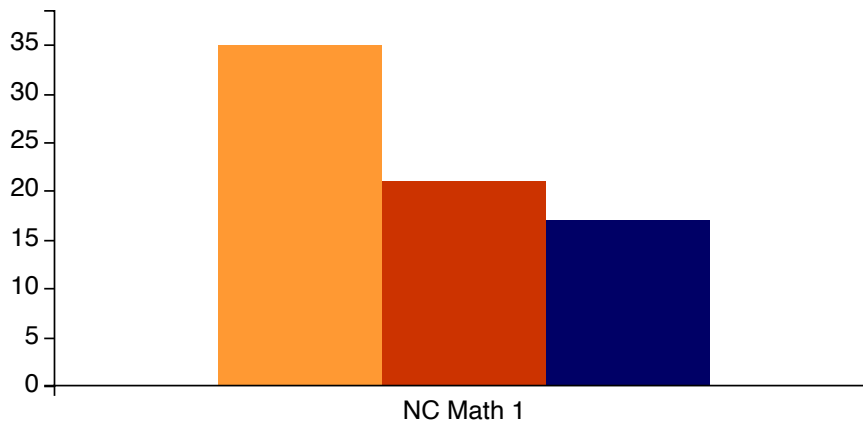
427

Student Enrollment ⓘ




- The Exploris School
- Wake County Schools
- State of North Carolina

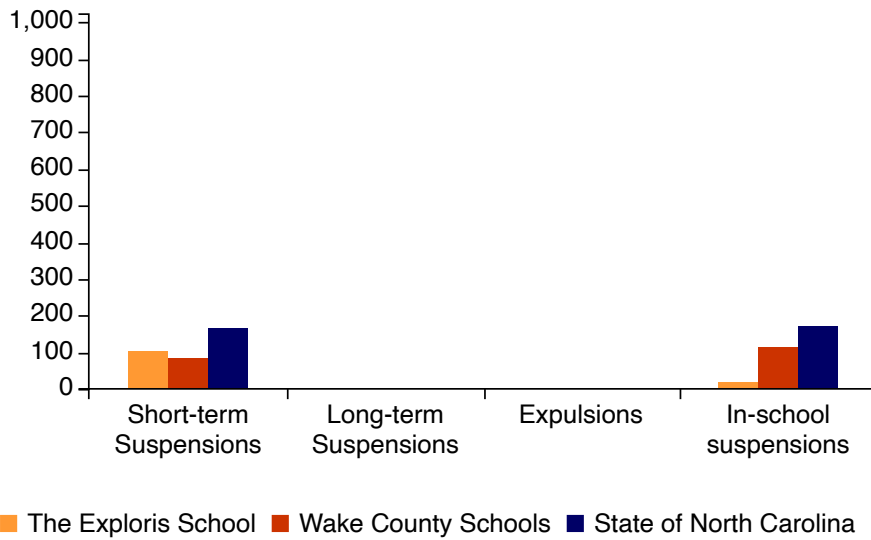
Average Course Size ⓘ




- The Exploris School
- Wake County Schools
- State of North Carolina

Suspension and Expulsion Rates (per 1000)

students) 

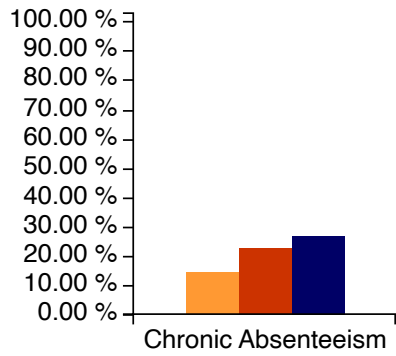


[Chart](#) [Table](#)

Rates of Criminal Acts, Bullying, Law Enforcement Referrals, and Arrests (per 1000 Students) 

Agency	Criminal Acts	Bullying and Harassment	Referral to Law Enforcement	Arrests
The Exploris School	7.03	9.37	0.00	0.00
Wake County Schools	9.45	7.11	0.99	0.49
State of North Carolina	8.77	14.26	6.22	0.09

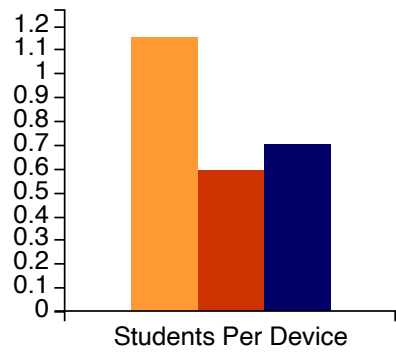
Chronic Absenteeism ⓘ



- The Exploris School
- Wake County Schools
- State of North Carolina

Chart Table

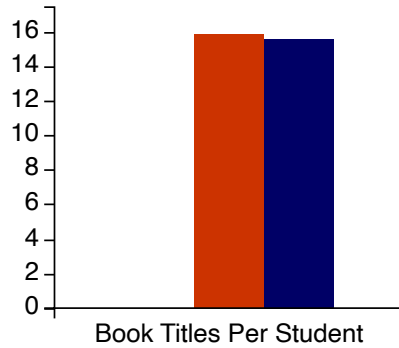
Students Per Device ⓘ






- The Exploris School
- Wake County Schools
- State of North Carolina

Chart Table

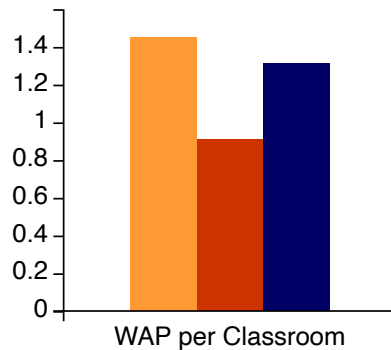
Book Titles Per Student






-  The Exploris School
-  Wake County Schools
-  State of North Carolina

[Chart](#) [Table](#)

Wireless Access Points per Classroom



-  The Exploris School
-  Wake County Schools
-  State of North Carolina

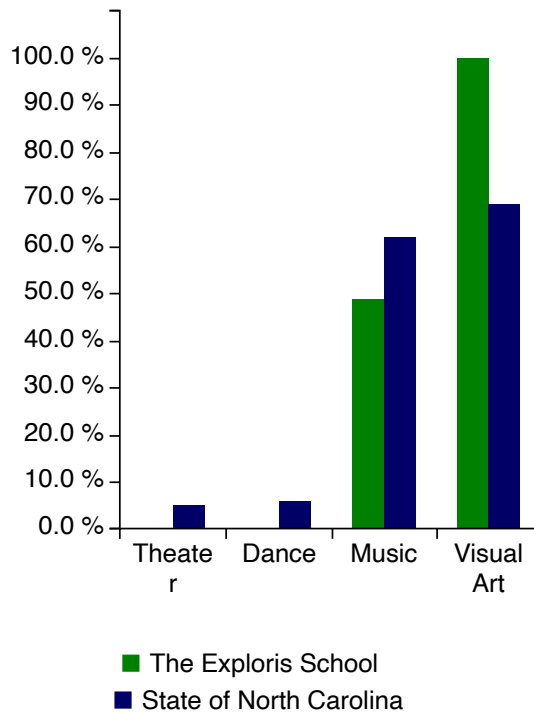
[Chart](#) [Table](#)

Arts Education

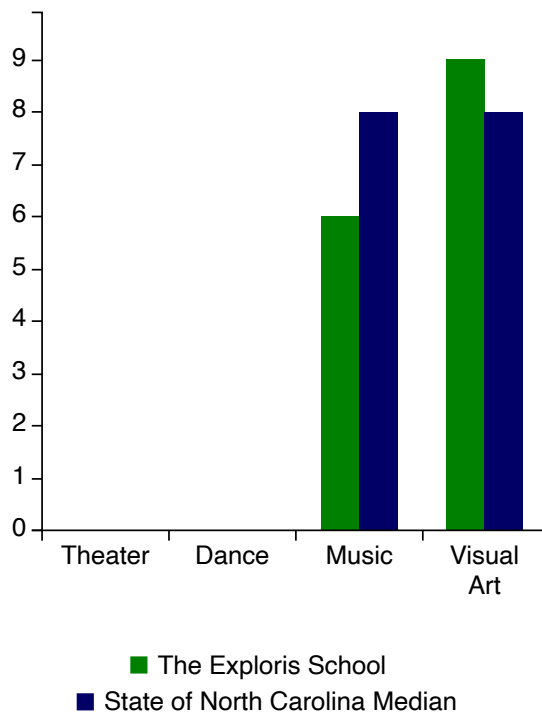
The following arts education disciplines are offered at The Exploris School. The number of courses offered, and the percentage of school population enrolled in that discipline, are displayed. To protect student privacy, some data values for small groups will be suppressed as “>95%” or “<5%” in the charts or tables. For more

information about Arts Education Courses offered in NC, please visit the [NC Arts Ed Data Project \(https://artsednc.org/resources/arts-education-data-project/\)](https://artsednc.org/resources/arts-education-data-project/).

Participation Percentage




Number Of Classes ⓘ




Strategic Planning 2022-23

This section provides information on The Exploris School's strategic planning, goals and progress.

- Title 1 Status 

Progress Goals

This school has progress goals for Math Grades 3-8, and Reading Grades 3-8 in the following student groups - ALL, Black, Economically Disadvantaged, Students with Disabilities, and White.

Click the following [link](https://accrpt.tops.ncsu.edu/essa_ltg/ltg.html)  (https://accrpt.tops.ncsu.edu/essa_ltg/ltg.html) to see the progress of student groups at this school (note you will need to select this school again).